



2010 Annual Report



MISSION STATEMENT

The Aylmer Police Service shall continually strive to protect life and property. We shall dedicate ourselves to providing a courteous and quality service that will be responsive to the needs of the community. The Aylmer Police Service is committed to professionalism and the service provided will be synonymous with excellence.



FRONT: L.Bakker, R.Kaastra, N.Sabol, M.Knight, A.Reymer, B.Segui, C.Sowa, D.Lockwood, M.Geling, E.Campbell

REAR: T.Firby, J.Hedges, S.Hodgetts, M.Milmine, S.Jones, G.Lagrandeur, N.Novacich, P.Hovorka, D.Grbich, P.Lawrence, C.Seupersaud, B.Gibson



2010 POLICE SERVICES BOARD

MEMBER

Tilly Stafford

MEMBER

John Forsdike

MEMBER

John Vandermeersch

SECRETARY

Bobbi Irwin

MEMBER

Penny Tolmie

CHAIR

Jack Couckuyt

The Aylmer Police Services Board is a member of:





**To the Aylmer Police Services Board
and the citizens of Aylmer**

I have the honour of presenting my first annual report outlining the activities and services performed by the men and women of the Aylmer Police during 2010.

This year marked the departure of Chief Bil Segui after 35 years of distinguished police service, 15 years as Chief of Police. His leadership and guidance influenced us all. This Annual Report reflects his last year as chief and is published in his honour.

2010 marked the beginning of our next Business Plan cycle to 2012. The community survey again reinforced public confidence and satisfaction with the Aylmer Police. Public perception of community issues was reflected in new prioritized goals and strategies to address concerns. All current and past reports are available on our website at www.aylmerpolice.com.

With the anticipated departure of Chief Segui a recruitment process was commenced resulting in the hiring of Nicole Sabol. She successfully graduated from the Ontario Police College in December and is now actively working in the community.

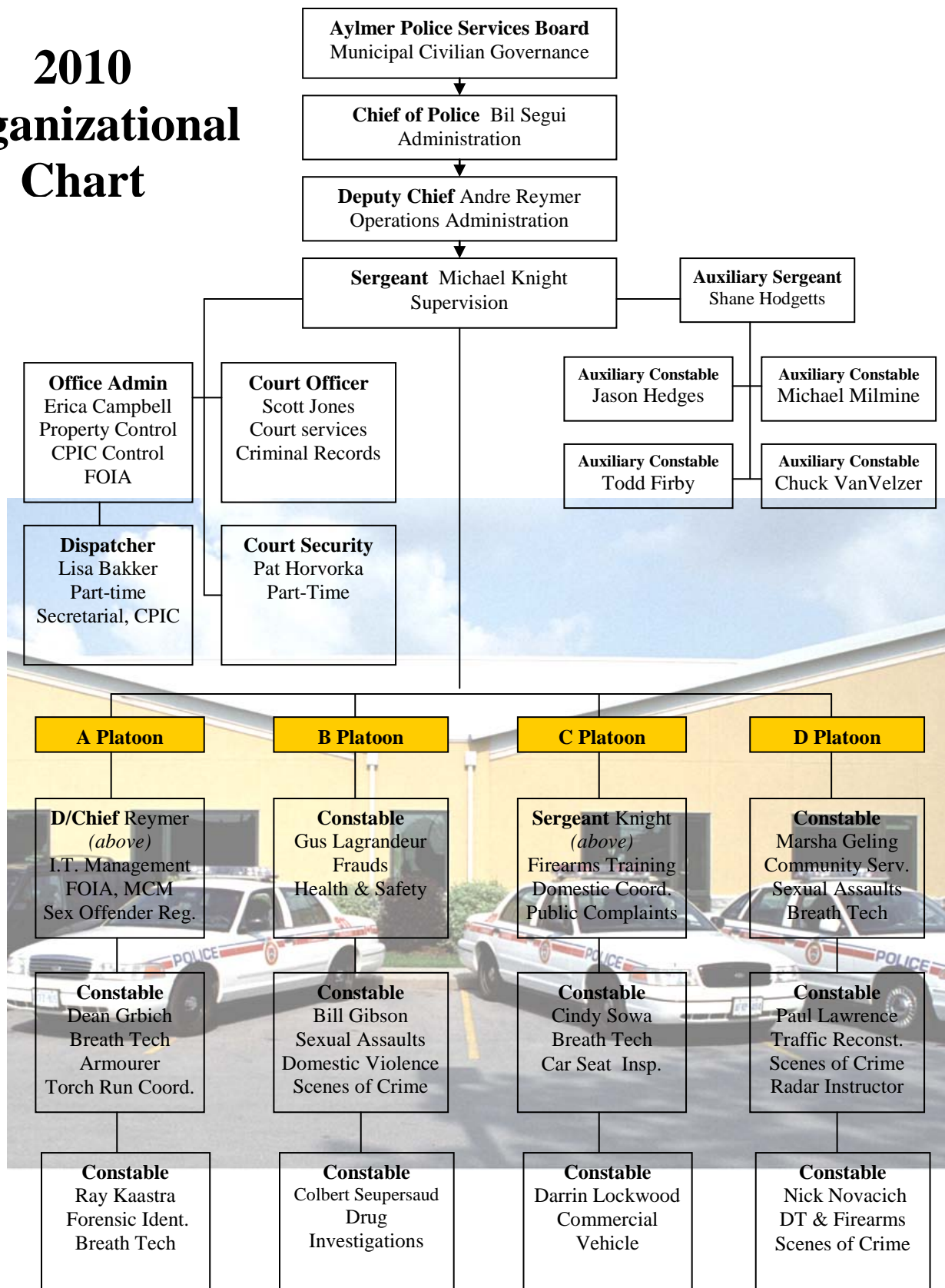
The core of the police service is its members. They include our officers, civilians, guards and auxiliaries who collectively work to keep Aylmer the safe and proud community we can all enjoy.

Respectfully submitted,

Andre Reymer
Chief of Police



2010 Organizational Chart





Breathalyzer & Impaired Driving Statistics	2008	2009	2010
The number of drivers who were given a demand to provide samples of breath necessary to enable a proper analysis to be made with the Breathalyzer or Intoxilyzer.	15	9	21
The number of drivers who failed or refused to provide samples of breath necessary to enable a proper analysis (includes drivers who provided one sample)	0	0	1
The number of drivers who provided two samples of breath suitable for analysis.	15	9	21
The number of drivers who provided two samples of breath suitable for analysis but were not charged with an offence under Section 253 of the Criminal Code of Canada.	4	1	1
The number of drivers who provided two samples of breath suitable for analysis and were charged with an offence under Section 253 of the Criminal Code of Canada.	11	8	19
3 / 7 / 30 day Suspensions in total	2	9	21
Tests for OPP or other Agency	2	2	4

R.I.D.E. (Reduce Impaired Driving Everywhere)

RIDE Costs	2008	2009	2010
On Duty RIDE	2	5	6
Off Duty RIDE (Grant funded)	10	11	10
RIDE Total	12	16	16
Number of Officers	28	39	39
Officer Hours	121	127	126
Cost recoverable hours (Grant)	111	118	113
RIDE Statistics			
Vehicles Stopped	5428	7181	6603
Roadside Breath Tests	5	5	3
Impaired Drivers charged	0	0	2
Licence 3/7/30 Suspensions	0	0	2
Liquor Licence Act Charges	0	2	1
Highway Traffic Act charges	5	5	4
Other Provincial Offences	0	1	2
Traffic Warnings	56	68	36



Forensic Identification Services

- ❖ Cst Ray Kaastra, Forensic Identification Officer
- ❖ Cst Paul Lawrence, Scenes of Crime Officer
- ❖ Cst Bill Gibson, Scenes of Crime Officer
- ❖ Cst Nick Novacich, Scenes of Crime Officer

	2008	2009	2010
Crime Scenes Attended	38	43	21
Latent Fingerprints Developed	31	22	26
Footprints	3	4	2
Crime Scene Photographs	677	966	692
Hours at Crime Scene / Lab	218	236	284
Hours at Conferences / Training	80	128	120
Total Hours	298	364	404
Fingerprints for Identification	29	32	34
Identification Cards	18	23	16
Instructional Seminars	01	02	01

The Aylmer Police Identification Unit continues to attend virtually scene where property damage or personal injury presents evidentiary value. In each case, Identification lends a supporting role, preserving best evidence for departmental archives, case files or the Judiciary.

Constable Ray Kaastra
Forensic Identification Officer,



Provincial Offences

	2008	2009	2010
Traffic Act Charges	945	809	847
Speeding Charges	509	355	462
Liquor Act Charges	51	32	50
Insurance Act Charges	71	75	73
Trespass Act Charges	12	14	14
POA Court Appearances	n/a	n/a	253

Criminal Court

	2008	2009	2010
Charges Laid	300	267	215
Convictions	271	212	178
Dismissals	5	4	3
Withdrawn/ Diversion	67	30	14
Young Offender Charges	88	55	47
Adjournments	67	30	1222
Appearances	1684	1498	1488
Warrants	n/a	n/a	11

Note: Convictions, Dismissals, & Withdrawals will not total charges laid as some cases are carried over from previous years.

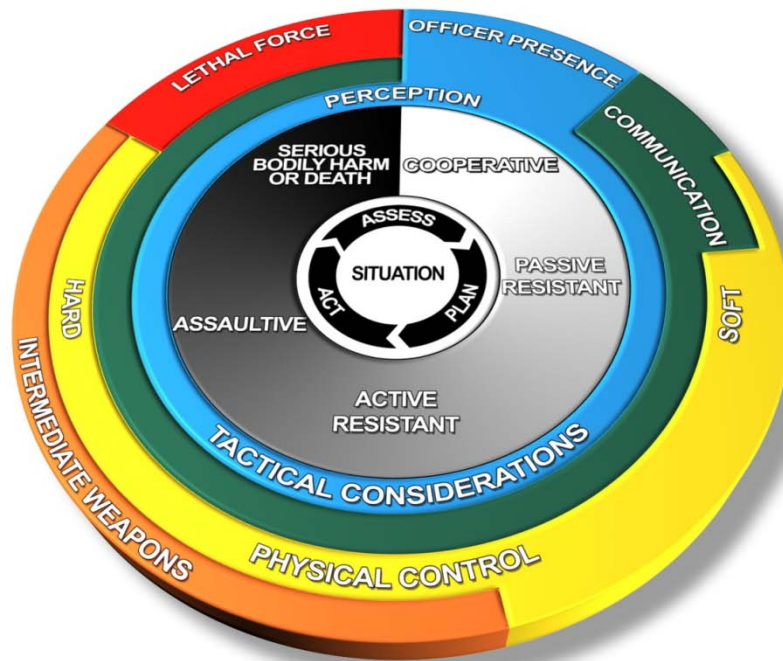
Diversion is a conviction using alternative measures.

Prisoners Processed

	2008	2009	2010
Adult	92	123	89
Youths	25	11	22
Male	96	109	89
Female	21	25	26
Released	59	69	60
Remanded	58	61	55



Ontario Use of Force Model (2004)



The officer continuously assesses the situation and selects the most reasonable option relative to those circumstances as perceived at that point in time.

A total of five (5) Use of Force Reports were submitted in 2010 as per Provincial Regulations and Aylmer Police Policies and Procedures. This is a 50% decline from the previous year.

- One Report was for a destruction of animal and four were submitted for suspect arrests.
- Firearm was deployed during one occasion.
- Pistol was discharged on that occasion for animal destruction.
- OC, or more commonly referred to as Pepper Spray, was deployed on four suspect arrest occasions.
- CEW, or more commonly referred to as Taser, was not deployed.
- Shotgun and Carbine were not deployed operationally during 2010 when incidents requiring Use of Force reporting.
- Minor injuries were sustained twice during Use of Force deployment when OC discharged during two arrests.
- Suspect medical attention was not required in 2010;

Of note in 2010, the CEW, or Taser, is now operationally deployed by all Supervisors.



Public Complaints

	2008	2009	2010
Total Officers	13	13	13
Total Public Complaints	0	2	1
Total Complaints – Conduct	0	2	1
Total Complaints – Service	0	0	0
Total Complaints – Policy	0	0	0
Public Complaints Carried Over (old)	0	0	0
<u>Allegations</u>			
Incivility	0	1	0
Neglect of Duty	0	0	0
Discreditable Conduct	0	0	0
Excessive use of Force	0	0	1
Exercise of Authority	0	1	1
Unsatisfactory Work Performance	0	0	0
Other	0	0	0
<u>Resolutions</u>			
Not dealt with – Section 59	0	0	0
Informal Resolution: Conduct	0	0	0
Service	0	0	0
Policy	0	0	0
Withdrawn	0	0	0
Unsubstantiated	0	2	1
Informal Discipline	0	0	0
Hearing	0	0	0
Lost Jurisdiction	0	0	0
Outstanding Conduct Investigations	0	0	0



Municipal Freedom of Information and Protection of Privacy Act (MFIPA)

The *Municipal Freedom of Information and Protection of Privacy Act* provides citizens with a right of access to records within the custody or control of all municipal public sector organizations, including Police Services. Access to these records is not absolute. There are certain mandatory and discretionary exemptions, which are applied. Details about the operation of the *Act* and interpretations of the 10 exemption provisions can be found at the Web site of the Office of the Information and Privacy Commissioner (the IPC) www.ipc.on.ca. The Aylmer Police routinely processes requests from the public for access to records either of a personal nature or information in general. Civilian Administrator Erica Campbell is designated as the primary FOIA officer. Sergeant Michael Knight is also designated as an FOIA officer.

The Aylmer Police processed **4 requests in 2010**. One was for the Government Employees Compensation Act, 1 General request and 2 were for the Office of the Children's Lawyer. All were processed with disclosure provided to varying degrees.



Aylmer Police Auxiliary Constable Program

The Aylmer Police continues to incorporate the Auxiliary Unit to complement its staffing numbers. Auxiliary members assisted in general patrol, parade duties, maintaining security at crime scenes, guarding prisoners, providing guided station tours, assisting with Police Week Open House and displays, as well as helping with the Annual Torch Run for Special Olympics.

Auxiliary training included First Aid certification, WHMIS, Accessibility, Workplace Violence, and Shotgun use. Shane Hodgetts continues to act in the capacity of Sergeant of the Auxiliary Unit. Jason Hedges, Mike Milmine, and Todd Firby continue to serve in the unit with professional enthusiasm. Chuck VanVelzer resigned in October for personal reasons. His vacancy will be filled in early 2011.

The Aylmer Police continues to be a member of the Auxiliary Co-Coordinator's Committee. These meetings have allowed Aylmer to network with other Auxiliary Units and enjoy the opportunity to expand on training and operational issues. The Auxiliary unit has once again proven to be an invaluable resource for the Aylmer Police.

Activities



	2008	2009	2010
Total number of hours on Patrol	186	194	216
Total number of hours in Training	0	32	34



Community Services

	2008	2009	2010
School Walk through	134	104	62
Lectures Presented	21	20	10
Students Lectured	1480	1250	1000
Public Groups	6	3	3
Conferences	2	1	1
Station Tours	2	3	4
Public Ride-Alongs	8	12	9



Meetings

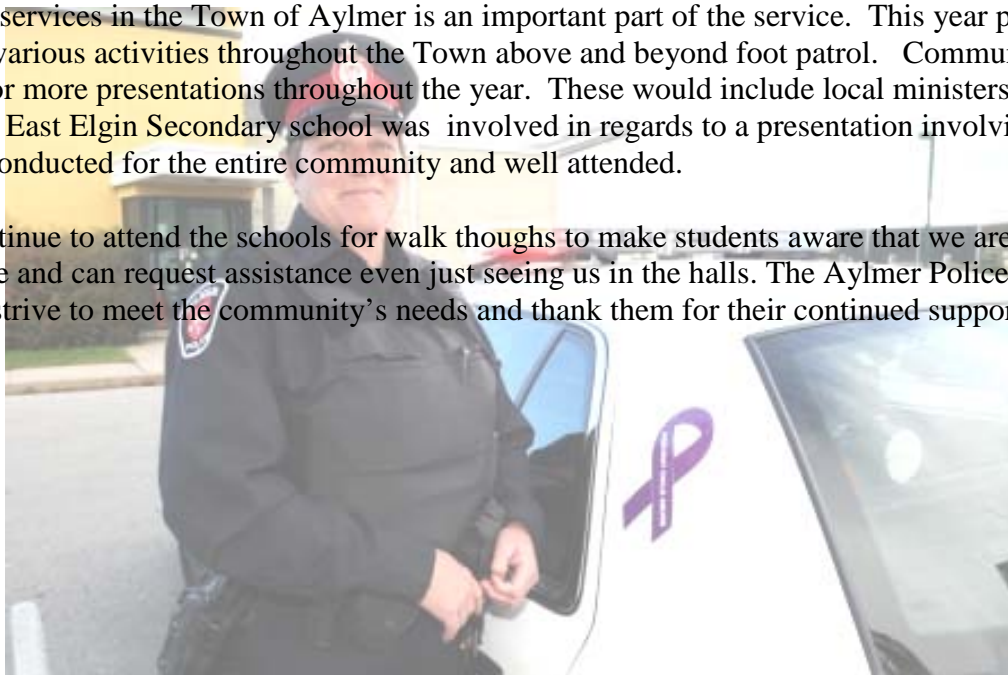
Elgin St. Thomas RAISE
Aylmer Emergency Planning
R- Safes Road Safety Committee
Elgin Alliance to End Violence Committee
Elgin Domestic Assault Review Team (DART)

Crime Stoppers
Elgin Mental Health Network
Block Parent Conference
CPTED (*Crime Prevention through Environmental Design*)
East Elgin Secondary Advisory Council
Farm Safety Day

SUMMARY

Community services in the Town of Aylmer is an important part of the service. This year police were involved in various activities throughout the Town above and beyond foot patrol. Community groups are asking for more presentations throughout the year. These would include local ministers the BIA and even banks. East Elgin Secondary school was involved in regards to a presentation involving drugs which was conducted for the entire community and well attended.

Officers continue to attend the schools for walk thoughts to make students aware that we are approachable and can request assistance even just seeing us in the halls. The Aylmer Police will continue to strive to meet the community's needs and thank them for their continued support.





Training & Education

Course / Seminar / Training	Date(s)	Member	Location	COURSE	SEMINAR	IN SERVICE
Block Training (DT, APT, FIRST AID)	11-Jan	Knight	OPP IST in Strathroy			30
	18-Jan	Lockwood				30
	08-Feb	Kaastra				30
	22-Mar	Lagrandeur				30
	29-Mar	Gibson				30
	12-Apr	Seupersaud				30
	19-Apr	Reymer				20
	03-May	Sowa				30
	31-May	Grbich				30
	12-Oct	Lawrence				30
	12-Oct	Geling				30
	25-Oct	Novacich				30
Blood Stain Recognition	04-Jan	Kaastra	OPC	40		
Police Act Resolution	11-Jan	Gibson	OPC	40		
Delivering Service Excel	26-Jan	Knight	OPC	8		
Search Warrant	08-Feb	Gibson	OPC	40		
Traffic Math- Excel	08-Feb	Lawrence	Maryland USA	40		
Team Building	17-Feb	Knight	OPC	16		
Powercase Software	22-Feb	Knight	OPC	80		
First Aid & CPR -level C	14-Mar	Hedges	APS	8		
	14-Mar	Campbell	APS	8		
	14-Mar	Bakker	APS	8		
	14-Mar	Hodgetts	APS	8		
	14-Mar	Hovorka	APS	8		
	14-Mar	Hudson	APS	8		
	14-Mar	Ousterhout	APS	8		
	14-Mar	J. Allen	APS	8		
	14-Mar	A. Allen	APS	8		
Chemical Treatment	22-Mar	Kaastra	OPC	40		
Radar Refresher	02-Apr	Lawrence	CPKN			3
Forensic DNA Evidence	07-Apr	Lawrence	CPKN			4
Fight Fraud on the Front Line	02-Apr	Lawrence	CPKN			1
Forensic DNA Evidence	11-Apr	Novacich	CPKN			4
Radar Refresher	12-Apr	Novacich	CPKN			3
Custody Death Prevention	19-20 Apr	Novacich	Niagara Falls		16	
Advanced CPIC	26-Apr	Campbell	OPC	40		
Disability Training	28-Apr	Kaastra	APS			1
Media Relations	03-May	Reymer	OPC	40		
Advanced CPIC	12-May	Bakker	OPC	24		
Violence in the Workplace	15-May	Novacich	MHSA in Aylmer			4
Leadership/Management	31-May	Lawrence	Dalhousie University	96		
Ethics & Accountability	05-Jun	Lawrence	CPKN	2		
Financial Evidence gathering	05-Jun	Lawrence	CPKN	4		
OIPRD	17-Jun	Reymer			4	
OIPRD	17-Jun	Knight			4	
Use of Force Training	12-Jun	Hedges	APS at OPC			4
	12-Jun	Hodgetts	APS at OPC			4
	12-Jun	Milmine	APS at OPC			4
	12-Jun	Firby	APS at OPC			4
OACP Convention	21-Jun	Segui	OACP	40		
OACP Convention	21-Jun	Knight	OACP	40		
Characteristics of Armed Per	08-Jul	Novacich	CPKN			1
Coach Officer Training	09-Jul	Novacich	CPKN			2
Highway Crime Interdiction	10-Jul	Novacich	CPKN			2
Workplace Violence bill 168	05-Aug	Reymer	Malahide Twp		3	
		Segui			3	
		Seupersaud			3	
OAPE Convention	30-Aug	Knight	OPC	32		
	"	Novacich	"	32		
Basic Recruit	08 Sep- -02 Dec	Sabol	OPC	520		
Level 3 Traffic Investigation	20 Sep -08 Oct	Lockwood	OPC	120		
REID Child Interview	28-30 Sep	Geling	OAPE in Burlington	24		
Self Awareness Leader	01-Nov	Knight	OPC	8		
Influential Leadership	02-Nov	Knight	OPC	16		
CAS Interviewing	10-Dec	Gibson	LPS		8	
		Sabol	LPS		8	
PIP- Portal	24-Dec	Lawrence	CPKN			2
SUMMARY		Officers on	COURSES	1414	HOURS	
		Officers on	SEMINARS	49	HOURS	
		Officers on	IN-SERVICE	391	HOURS	
TOTALS for 2010		Officers on	All Training	1854	HOURS	



St. Thomas Crime Stoppers working in conjunction with the Aylmer Police are one of 39 programs in Ontario. A member of the Ontario Association of Crime Stoppers and Crime Stoppers International our program is proud to represent this community in the global fight against crime and terrorism. This not-for profit organization gives each and every citizen the right to provide information regarding criminal activity anonymously, without fear or retribution. Crime Stoppers guarantees that a tipster will never have to reveal their identity or testify in court.

Fundraising events in 2010 included a Murder Mystery called 'Sorry, Wrong Murder' in February. We held our Second Annual Golf Tournament in May at the St. Thomas Golf and Country Club and raised almost \$8,000. The annual "Bail or Jail" was held at Wal-Mart in September. The community came through once again by jailing family, friends and co-workers. The efforts and good spirit of their prisoners raised over **\$16,000**.

To date since inception our local Crime Stoppers has accomplished the following;

- \$138,880 in Total Rewards paid
- 807 Arrests
- 1033 Cases Closed
- \$3,472,270 in Recovered Property
- \$7,113,586 in Recovered Narcotics

St.Thomas-Aylmer	2008	2009	2010
Aylmer Calls	8	6	21
Total Calls	257	291	304
Rewards Paid	\$1,775	\$3,100	\$2,750
Arrests	10	10	15
Cases Closed	7	10	9
Recovered Property	\$205,000	\$12,000	\$6,685
Recovered Narcotics	\$24,281	\$43,800	\$30,125



COMMERCIAL MOTOR VEHICLE SAFETY PROGRAM

2010 Aylmer Police Service once again had dedicated expertise and enforcement to the Commercial Motor Vehicle industry. Cst. Lockwood continues to be a certified member of the Commercial Vehicle Safety Alliance. The Alliance is represented by the Canadian Federal Transportation Ministry, Provincial Transportation Ministries, USA Federal Transportation Department, USA State Transportation Departments, Mexico and representation from the Commercial Motor Vehicle private industry across North America. The Alliance ensures standardized “Out-of-Service” criteria and inspection techniques are employed universally and consistently.

Cst. Lockwood is certified as a “Dangerous Goods Inspector” and a “Critical Defect Inspector. Cst. Lockwood has been deemed an expert in court on more than one occasion, regarding matters to Commercial Motor Vehicles and their safety while traveling on Ontario highways. Cst. Lockwood must complete a minimum of 32 Commercial Motor Vehicle Inspections per year.

The Aylmer Police Service continues to join forces with the Ontario Ministry of Transportation, OPP Commercial Carrier Unit, Oxford Community Police Service and London City Police Service, in commercial motor vehicle enforcement across Elgin, Middlesex, Oxford and Norfolk Counties.

STATISTICS

	2009	2010
Commercial Motor Vehicle inspections	38	34
Vehicles removed from the highways	23	20
Defects were noted	72	82
Out-of-Service Rate	61%	59%





2010 marked the 24th anniversary of the *Ontario Special Olympics*, and the 23rd anniversary of the **Ontario Law Enforcement Torch Run**. Since its inception in 1987, the Torch Run has established itself as the primary fund raising event for the Ontario Special Olympics raising over **16 million dollars** to date.

On March 22nd, 2010 Aylmer Police Service ran the Torch from the Saxonia Parking Lot to the Ontario Police College. This year's National Summer Gamers were hosted by London Police Service. Over 500 runners participated in the Final Leg at TD Waterhouse Stadium (largest Final Leg ever!)

We at the Aylmer Police, along with the generous support of our community were able to raise over **\$1500**.

The 2010 torch run fundraising campaign was an overall success again!

Constable Dean Grbich

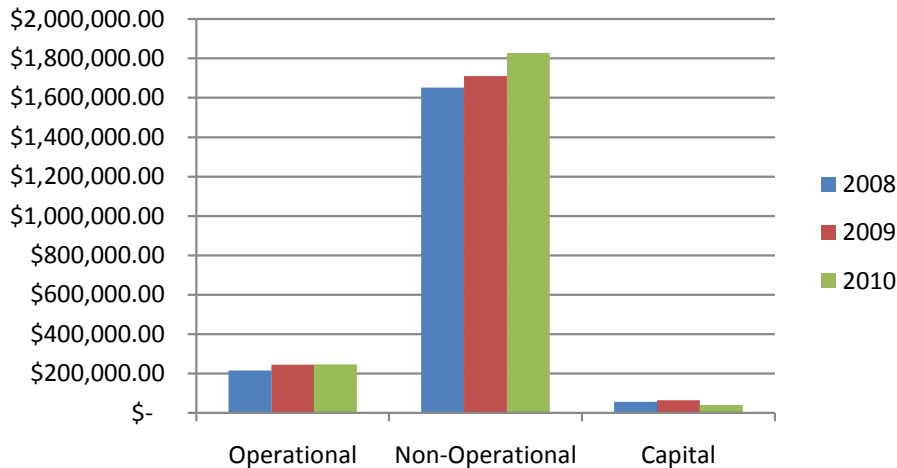
Torch Run Coordinator





BUDGET AND ADMINISTRATION

3 year Budget Comparison

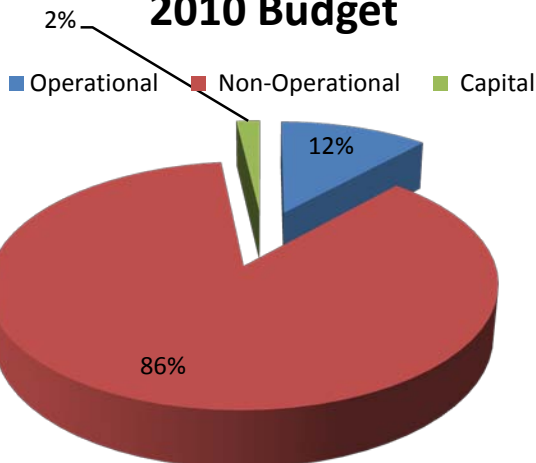


Personnel Statistics

	2008	2009	2010
Sick Leave	1781	756	1277
Long Term Disability	0	0	0
Workers Compensation	0	0	0
Suspensions	0	0	0
Resignations	1	1	1
Promotions	0	0	0
Appointments	1	1	1
Retirements	0	0	1
Dismissals	0	0	0

An Auxiliary resigned, the Chief retired, and a recruit was hired.

2010 Budget



YEAR	BUDGET	ACTUAL	+/- %
2008	\$1,922,804	\$1,951,330	1.48%
2009	\$2,019,959	\$2,042,597	1.12%
2010	\$2,112,402	\$2,128,917	0.78%

	Administration	Operations	Total
Chief	1		1
Deputy Chief	1		1
Sergeant		1	1
Constables		11	11
Special Constables		1.5	1.5
Civilians	1.5		1.5
Total Personnel	3.5	13.5	17



Employee Recognition

**Chief T.Bilardino Segui (retired)
1975-2010**





2010 to 2012 Business Plan Report

2010 marks the beginning of our 4th Business Plan. The following chart is a synopsis of the objectives in each of the core functions of the Aylmer Police. A three year comparison was made to show trends and directions towards goals set. The actual Business Plan and past reports may be accessed on our website www.aylmerpolice.com. Fundamentally the Aylmer Police sought to increase community involvement and proactive policing while maintaining enforcement levels in an effort to reduce crime. **The Business Plan continues to be the goals the Aylmer Police strive to attain. The spirit of the goals and objectives are continually re-evaluated to comply with our fluid policing environment. Public confidence and accountability are paramount to the Aylmer Police and its members.**

Core Function	#	Objective	Prior 3 Yr Average	2008	2009	2010	Remarks
Crime Prevention	1	Crime stoppers Calls	11	8	6	21	Marked increase in 2010.
	2	School Visits vs. calls for service	83 calls 123 visits	82 calls 134 visits	67 calls 104 visits	90 calls 62 visits	Officers spending more vs. frequency
	3	Website Hits on services	1050	3676	6163	7631	Hiring of new officer in Sep spiked interest
Community Patrol	1	Platoon Supervisors	2 supervisors			Promotions in December	Gibson, Novacich, & Lawrence promoted
	2	Log foot beat hours	356 Incidents 213 Foot Beat 350 hours	261 Incidents 133 Foot Beat 186 hours	330 incidents 151 foot beat 205 hours	345 incidents 145 foot beat 184 hours	Increase in other Community Service incidents
	3	Auxiliary Hours	248 hrs	185 hrs	194 hrs	216 hrs	Resignation in Oct
Criminal Investigation Services	1	Training / Course tracking	16 In-Service 8 courses 8 seminars 978 hours	14 In-Service 22 courses 19 seminars 1434 hours	55 In-Service 25 courses 9 seminars 1444 hours	31 In-Service 19 courses 7 seminars 1829 hours	Legislative requirements increased forensic and safety programs
		Drug Investigations	14 complaints 9 solved 3 charged	15 complaints 9 solved 4 charged	20 complaints 11 solved 4 charged	27 complaints 19 solved 10 charged	Frequency has increased but so has clearance rate
	2	CISO Membership	Improve and increase our Intelligence functions to meet provincial participation criteria.				
	3	Criminal Charges	158 Adults 57 Youth	204 Adults 88 Youth	212 Adults 55 Youth	174 Adults 41 Youth	Related to decrease in Violence & Property.
	4	Prisoners Processed	113 males 11 females 29 youth 56 court 58 released	96 males 21 females 25 youth 58 court 59 released	109 males 25 female 11 youth 61 court 69 released	89 males 26 females 22 youth 55 court 60 released	More onus put on courts as repeat offenders held in custody. 50% released by police
Community Satisfaction	1	Public Complaints	0.3 reported 0.3 unsupported	0	2 reported 2 unsupported	1 reported 1 unsupported	All unsupported incidents
	2	Survey Satisfaction	85 % in 2000 80% in 2004 74% in 2007 83% in 2010				
	3	Community Events attended	4	3	5	5	Fair, Parades, Open Houses, Sporting Events



Core Function	#	Objective	Prior 3 Yr Average	2008	2009	2010	Remarks
Emergency Calls for Service	1	Emergency Planning	1	3	2	2	Emergency Measures Planning - Town & County
	2	IRD & DT Training	12 officers DT	12 officers DT	12 officers DT	13 officers DT	OPP Training partners
Violent Crime	1	Domestic Courses	0	0	0	0	Nothing new offered by upper Tiers
	2	Violent crime rates	78 incidents 72 solved 92 % cleared	65 incidents 64 solved 99 % cleared	70 incidents 60 solved 86 % cleared	51 incidents 48 solved 94 % cleared	Violence rate dropped 25% over last 2 years
	3	Programs / Educate	Violent Crime Deterrent courses not available as of yet				
	4	MCM, SOR, ViCLAS	10 MCM 4 SOR 10 ViCLAS	11 MCM 7 SOR 11 ViCLAS	4 MCM 7 SOR 4 ViCLAS	4 MCM 10 SOR 4 ViCLAS	Sex offences & offenders tracked
Property Crime	1 & 2	Educate Public	Captured in Crime Prevention #1 & # 3, Violent Crime #3				
	3	CPTED use		0	0	0	Also offered by VCARS
	4	Track Clearance rates	246 incidents 47 cleared 19 % cleared	251 incidents 66 cleared 26 % cleared	230 incidents 75 cleared 33 % rate	176 incidents 67 cleared 33 % rate	Property rate dropped 26% over last 2 years
Youth Crime	1	School Visits	Covered in Crime Prevention #2				
	2	Reduce Youth Crime & diversion	53 charges 14 diverted	88 charges 27 diverted	55 charges 16 diverted	41 charges 25 diverted	39% diverted but not for violence
	3	YO Street Checks	not tracked in 2006		8 Adult 4 Youth	13 Adult 1 Youth	Document all contacts to establish patterns & fight crime
Victim Assistance	1	Track Program Referrals	3 VCARS referrals	6 VCARS referrals	3 VCARS referrals	2 VCARS referrals	Always offered but not always accepted.
	2	Victim Program Training	Captured in Crime Prevention #1 & # 3, Violent Crime #3				None offered
	3	Community Partner Feedback	0	0	0	0	none
Road Safety	1	Increase Provincial Offences Act Enforcement	752 Traffic 52 Liquor 112 Other	945 Traffic 51 Liquor 95 Other	809 Traffic 32 Liquor 90 Other	847 Traffic 50 Liquor 101 Other	Maintaining consistent enforcement
	2	Maintain RIDE Programs	8 RIDE 3028 stops 1 charged	12 RIDE 5428 stops 0 charged	16 RIDE 7211 stops 0 charged	16 RIDE 6603 stops 2 charged	75% grant funded by Province
	3	Traffic Programs / Partners	11 Traffic Blitz N/A CMV Insp	13 Traffic Blitz N/A CMV Insp	9 Traffic Blitz 18 CMV Insp	0 Traffic Blitz 11 CMV Insp	4 County police put blitz on hold this year
	4	RADAR Trailer	Budgeted for in 2011				
	5	Pursuits/Fail to Stop	0	0	0	0	None in 6 years
Use of Force	1	Reports Required	0 OC, Taser N/A , 6 Firearm	1 OC, 1 Taser, 5 firearm	1 OC, 2 Taser, 6 firearm	4 OC, 0 Taser, 1 firearm	See report on page 9



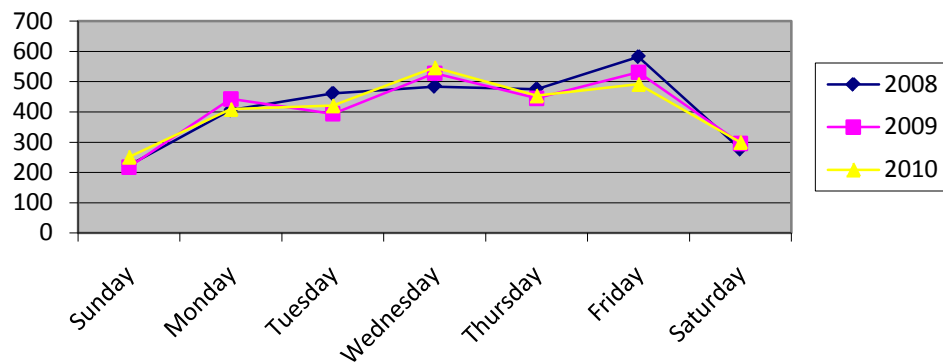
Core Function	#	Objective	2007	2008	2009	2010	Remarks
Information Technology	1	Network upgrades to OPTIC Standards	LIDAR laser RADAR acquired 2010				
	2	Mobile PC pilot	planned for 2012				
	3	Multimedia projector	Purchased projector & second laptop for dispatch				
	4	OPTIC Updates	Niche Records Management upgraded 2010. Dispatch upgrade planned for 2011.				
Police Facilities	1	New Parking area	Budgeted for 2011				
	2	Maintenance Improvement	HVAC quality testing (temp) spring & fall 2010 to design better controls				
Budget Costs	1	Current Budget minus actual expenditures with percentage spent	\$1,842,805	\$1,922,804	\$2,019,959	\$2,112,402	Extra Salary for new recruit hired in Sep to replace retiring Chief in Dec
			\$1,834,975	\$1,951,330	\$2,042,597	\$2,128,917	
			99.58%	101.48%	101.12%	100.78%	
Overtime Costs	HOURS	TOTALS	2364	2146	1823	2377	Combination of salary & sick coverage.
		Overtime Paid	1463	962	853	1061	
		Court Paid	156	126	66	186	
		Banked (/1.5)	745	1057	904	1129	
	TIME OFF	Time Off hours	757	915	1100	932	Consistent rates over last 3 years
		Paid Bank hours	1714	1354	1036	861	
	COST	Overtime Paid	\$91,113	\$60,845	\$52,475	\$71,136	1085 hrs is 4yr avg but wage increases make value look larger
		Banked Paid	\$63,132	\$52,847	\$40,441	\$34,470	
	BANK VALUE	BANK Value	\$42,861	\$26,832	\$11,973	\$15,880	Budget for 650 hours annually so rates are almost half
		Banked Hours	1,099	688	307	397	
		ACCRUED Value	\$3,315	\$4,290	\$1,521	\$1,900	
		Accrued Hours	85	110	39	47	
Personnel Hours	HOURS	Vacation	2584	2720	2724	2672	Sick time is self funded and covered off by overtime.
		Stats Holiday	1208	1160	1120	1024	
		Illness	1076	1781	756	1277	
		W.C.B.	472	0	0	228	Courses and on-line studies have increased.
		L.T.D.	480	0	0	0	
		Course	128	696	648	1120	
		Training-other	796	760	884	709	



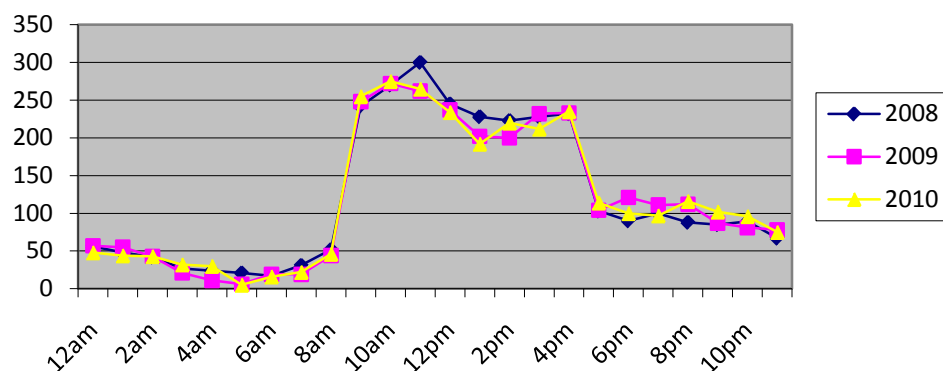
Calls for Service

Aylmer Police provide police coverage and dispatch services 24 hours a day. The station is open to public Monday to Friday 9-5. Nights, weekends, and holidays the dispatch service is contracted to St. Thomas Police. Both agencies use the same data software and as such all Aylmer Police calls for service we are integrated into the provincial database. Peak times for service as seen in the graphs below and consistently occur in the middle and the end of the week. This data only reflects the number of calls, not the type. This also tends to represent when the calls are *received* as opposed when the incident *occured*. **The average over the 3 years is 10 calls for service per 24 hours period.**

Annual Total of Calls per Day




Annual Total of Calls by Time of Day





Crime Statistics

	2008	2009	2010
VIOLENCE			
Homicide	0	0	0
Attempted Murder	0	0	0
Sexual Assault	5	3	4
Assault Level (1)	32	37	21
Assault Level (2) / Weapon	6	2	2
Aggravated Assault (3)	1	0	1
Assault Police	0	2	2
Unlawfully Bodily Harm	0	0	0
Abduction	0	0	0
Robbery	1	5	4
Threatening	1	9	6
Bomb Threats	0	0	0
Criminal Harassment	12	9	9
Sudden Death	7	4	5
Extortion	1	0	0



Clearance Rate %	98%	88%	94%
-------------------------	------------	------------	------------

PROPERTY

Break & Enter	25	23	11
Theft, Motor Vehicle	12	2	1
Theft Over	2	2	0
Theft Under	107	103	99
Have Stolen Goods	5	4	3
Frauds	19	27	16
Mischief Over	1	0	0
Mischief Under	80	68	43
Found Property	81	62	69
Lost Property	70	97	54



Clearance Rate %	26%	32%	38%
-------------------------	------------	------------	------------

OTHER CRIMINAL CODE

Prostitution	0	0	0
Gaming & Betting	0	0	0
Offensive Weapons	0	0	0
Disturb the Peace	8	12	15
Escape Custody	0	1	0



	2008	2009	2010
Indecent Acts	0	0	0
Public Morals	0	0	1
Obstruct Peace Officer	2	0	1
Prisoner Unlawfully at Large	0	1	0
Trespass at Night	1	0	1
Bail Violations	19	13	15
Counterfeit Currency	7	4	4
Breach Probation	2	6	3
Fail Attend Court	5	1	1
Firearms Offences	1	1	0

Clearance Rate	84%	83%	85%
-----------------------	------------	------------	------------

DRUGS

Possession Heroin	0	0	0
Possession Cocaine	2	0	0
Possession Other Drugs	5	4	6
Possession of Cannabis	3	4	6
Traffic / Cultivate Heroin	0	0	0
Traffic / Cultivate Cocaine	0	0	0
Traffic / Cultivate Other drugs	0	1	3
Traffic / Cultivate Cannabis	3	0	1

Clearance Rate	100%	90%	94%
-----------------------	-------------	------------	------------

TRAFFIC

Impaired Driving	14	9	20
Fail to Provide Breath Sample	0	0	0
/ Evade Police (HTA)	1	1	0
Fail to Stop/Remain (CCC)	0	0	0
Dangerous Driving	1	1	0
Drive Disqualified (CCC)	2	6	2
Suspended Driving	8	6	11
Careless Driving (HTA)	13	12	18

Clearance Rate	100%	97%	100%
-----------------------	-------------	------------	-------------


VEHICLES

High Speed Pursuits	0	0	0
Vehicle Collisions	83	63	93
Vehicles Recovered	8	2	1
Suspicious Vehicles	24	26	23
Abandoned Vehicles	5	4	0

Clearance Rate	80%	95%	97%
-----------------------	------------	------------	------------



	2008	2009	2010
NON-OFFENCE MISCELLANEOUS			
Animal	35	30	28
Alarm	108	84	82
Landlord / Tenant	15	10	9
Community Services	399	394	339
Danger. Condition	12	14	15
Domestic Disturb	19	27	31
Family Dispute	17	25	31
Suspicious Person	53	48	53
Phone	32	35	49
Prisoner Escort	7	22	19
Traffic Escort	82	88	28
Insecure Cond.	15	11	13
Missing Person	27	19	17
Taxi Licence	10	9	5
Noise Complaint	37	47	40
Industrial Accident	2	0	0
Residential Accident	0	0	1
Police Assistance	306	242	264
Police Information	183	174	179
Mental Health Act	16	18	32
Warrants	15	19	7
Person Check In	94	165	161
Trouble with Youth	60	66	84
Unwanted Persons	27	28	44
Neighbour Dispute	21	16	22
By-laws	114	110	83
Criminal Records Search	519	321	325
Sex Offender Registry	7	5	8
Clearance Rate	97%	97%	97%



	2008	2009	2010
Reported <i>All Type</i> Totals:	4550	4332	4064
Actual All Type Totals:	4342	4102	3827
Clearance Rate	92%	93%	94%



2010 Photo Highlights



Relay for Life team "S.W.A.T" (*Staff Walking All Together*) - raising over \$2500 for cancer research



Cst. Geling wrestles with a wild deer in Lions Park



Car Wash fundraiser gives cruiser 11 a needed bath



O.A.C.P. sponsors E.E.S.S. bullying program



V.C.A.R.S. donate a video camera for victim interviews.



Cst. Geling speaks to local merchants while on foot beat duty.



Cst. Sabol tracks speeders with new Laser Radar

*****Special thanks to the Aylmer Express for their photo contributions*****